



























































































































I S O - N







































































































































z=1			z=2		z=3						
											
410-411	412-113	414-415	416-417	418-419	422-423	424-425	426-427	428-431	432-433	434-437	438-439
$\lambda=20^\circ$	$\lambda=25^\circ$	$\lambda=30^\circ$	$\lambda=20^\circ$	$\lambda=45^\circ$	$\lambda=20^\circ$	$\lambda=45^\circ$	$\lambda=44^\circ=45^\circ=46^\circ$	$\lambda=44^\circ=45^\circ=46^\circ$	$\lambda=44^\circ=45^\circ=46^\circ$	$\lambda=44^\circ=45^\circ=46^\circ$	$\lambda=44^\circ=45^\circ=46^\circ$
Blank	Blank	Blank	Blank	Blank	Blank	Blank	Blank	Blank	Blank	Blank	ZrN
$c[45^\circ]$ 0,05-0,12	$c[45^\circ]$ 0,05-0,12	$c[45^\circ]$ 0,05-0,12	$\lambda=90^\circ$	$c[45^\circ]$ 0,05-0,20	$\lambda=90^\circ$	$c[45^\circ]$ 0,05-0,20	$\lambda=90^\circ$	r 0,10-6,35	$\lambda=90^\circ$	r 0,10-6,35	r 0,20-0,60
Dc 3-12	Dc 3-12	Dc 3-12	Dc 3-20	Dc 3-20	Dc 3-20	Dc 3-20	Dc 3-25	Dc 3-25	Dc 3-25	Dc 3-25	Dc 6-25
Lc 8-26	Lc 8-26	Lc 8-26	Lc 8-38	Lc 8-38	Lc 8-38	Lc 8-38	Lc 7-55	Lc 7-55	Lc 5-42	Lc 5-42	Lc 15-50
											
											
N1 (2*) N2 (2*)	N1 (2*) N2 (2*)	N1 (2*) N2 (2*)	N1 (2*) N2 (2*)	N1 (2*) N2 (2*)	N1 (2*) N2 (2*)	N1 (2*) N2 (2*)	N1 (3*) N2 (3*)	N1 (3*) N2 (3*)	N1 (3*) N2 (3*)	N1 (3*) N2 (3*)	N1 (3*) N2 (3*)
											
											
											
											
											
											
											

HIGHLIGHT 1 | 4  420

HIGHLIGHT 2 | 4  421

HIGHLIGHT 3 | 4  446


z=3	z=3 IK			z=4			R			
										
440-441	442-443	444-445	448-449	450-451	452-453	454-455	456-457	458-461	462-465	466-467
										
ZrN	ta-C	ta-C	ZrN	ZrN	Blank	Blank	Blank	Blank	Blank	ZrN
										
Dc 6-25	Dc 6-25	Dc 6-25	Dc 4-20	Dc 4-20	Dc 4-20	Dc 4-20	Dc 6-20	Dc 3-25	Dc 3-25	Dc 6-25
Lc 7-26	Lc 15-50	Lc 7-26	Lc 12-60	Lc 16-80	Lc 15-60	Lc 16-80	Lc 13-38	Lc 7-55	Lc 5-42	Lc 13-52
										
										
N1 (3*) N2 (3*)	N1 (3*) N2 (3*)	N1 (3*) N2 (3*)	N1 (3*) N2 (3*)	N1 (3*) N2 (3*)	N1 (2*) N2 (2*)	N1 (3*) N2 (3*)	N1 (2*) N2 (2*)	N1 (3*) N2 (3*)	N1 (3*) N2 (3*)	N1 (3*) N2 (3*)
										
										
										
										
										
										
										

HIGHLIGHT 4 | 4  447



DIN 6535 HA	DIN 6535 HB	Dc	Ds	Lc	Ln	Dn	Lt	c	z
BLC1X03020S	-	3,0	6	8	-	-	57	0,05	1
BLC1X04020S	-	4,0	6	11	-	-	57	0,05	1
BLC1X05020S	-	5,0	6	13	-	-	62	0,05	1
BLC1X06020S	-	6,0	6	13	-	-	62	0,06	1
BLC1X08020S	-	8,0	8	19	-	-	70	0,08	1
BLC1X10020S	-	10,0	10	22	-	-	80	0,10	1
BLC1X12020S	-	12,0	12	26	-	-	93	0,12	1

	P1	P2	P3	H1	H2	H3	K1	K2	M1	M2	S1	S2	N1	N2	G
Vc	-	-	-	-	-	-	-	-	-	-	-	-	250	200	-



A_p
[min]

$0,3 * D_c$

$0,3 * D_c$

-

-

-

-

-

A_p
[max]

L_c

L_c

-

-

$1 * L_c$

-

-

A_e
[max]

$0,5 * D_c$

$1 * D_c$

-

-

$1 * D_c$

-

-

f_z

$0,0110 * D_c$

$0,0075 * D_c$

-

-

$0,0040 * D_c$


-

-



DIN 6535 HA	DIN 6535 HB	Dc	Ds	Lc	Ln	Dn	Lt	c	z
BLC1S03025S	-	3,0	6	8	-	-	50	0,05	1
BLC1S04025S	-	4,0	6	11	-	-	54	0,05	1
BLC1S05025S	-	5,0	6	13	-	-	54	0,05	1
BLC1S06025S	-	6,0	6	13	-	-	54	0,06	1
BLC1S08025S	-	8,0	8	19	-	-	58	0,08	1
BLC1S10025S	-	10,0	10	22	-	-	66	0,10	1
BLC1S12025S	-	12,0	12	26	-	-	73	0,12	1

Vc	P1	P2	P3	H1	H2	H3	K1	K2	M1	M2	S1	S2	N1	N2	G
-	-	-	-	-	-	-	-	-	-	-	-	-	250	200	-




	Ap [min]	Ap [max]	Ae [max]	fz
	$0,3 * D_c$	Lc	$0,5 * D_c$	$0,0110 * D_c$
	$0,3 * D_c$	Lc	$1 * D_c$	$0,0075 * D_c$
	-	-	-	-
	-	-	-	-
	-	$1 * L_c$	$1 * D_c$	$0,0040 * D_c$
	-	-	-	-
	-	-	-	-



DIN 6535 HA	DIN 6535 HB	Dc	Ds	Lc	Ln	Dn	Lt	c	z
BLC1S03030S	-	3,0	6	8	-	-	50	0,05	1
BLC1S04030S	-	4,0	6	11	-	-	54	0,05	1
BLC1S05030S	-	5,0	6	13	-	-	54	0,05	1
BLC1S06030S	-	6,0	6	13	-	-	54	0,06	1
BLC1S08030S	-	8,0	8	19	-	-	58	0,08	1
BLC1S10030S	-	10,0	10	22	-	-	66	0,10	1
BLC1S12030S	-	12,0	12	26	-	-	73	0,12	1

	P1	P2	P3	H1	H2	H3	K1	K2	M1	M2	S1	S2	N1	N2	G
Vc	-	-	-	-	-	-	-	-	-	-	-	-	250	200	-





A_p [min]	A_p [max]	A_e [max]	f_z
$0,3 * D_c$	L_c	$0,5 * D_c$	$0,0110 * D_c$
$0,3 * D_c$	L_c	$1 * D_c$	$0,0075 * D_c$
-	-	-	-
-	-	-	-
-	$1 * L_c$	$1 * D_c$	$0,0040 * D_c$
-	-	-	-
-	-	-	-



DIN 6535 HA	DIN 6535 HB	Dc	Ds	Lc	Ln	Dn	Lt	r/c	z
BLC2L03020S	BLW2L03020S	3,0	6	8	-	-	57	-	2
BLC2L03520S	BLW2L03520S	3,5	6	10	-	-	57	-	2
BLC2L04020S	BLW2L04020S	4,0	6	11	-	-	57	-	2
BLC2L04520S	BLW2L04520S	4,5	6	11	-	-	57	-	2
BLC2L05020S	BLW2L05020S	5,0	6	13	-	-	57	-	2
BLC2L06020S	BLW2L06020S	6,0	6	13	-	-	57	-	2
BLC2L07020S	BLW2L07020S	7,0	8	16	-	-	63	-	2
BLC2L08020S	BLW2L08020S	8,0	8	19	-	-	63	-	2
BLC2L09020S	BLW2L09020S	9,0	10	19	-	-	72	-	2
BLC2L10020S	BLW2L10020S	10,0	10	22	-	-	72	-	2
BLC2L12020S	BLW2L12020S	12,0	12	26	-	-	83	-	2
BLC2L14020S	BLW2L14020S	14,0	14	26	-	-	83	-	2
BLC2L16020S	BLW2L16020S	16,0	16	32	-	-	92	-	2
BLC2L18020S	BLW2L18020S	18,0	18	32	-	-	92	-	2
BLC2L20020S	BLW2L20020S	20,0	20	38	-	-	104	-	2

	P1	P2	P3	H1	H2	H3	K1	K2	M1	M2	S1	S2	N1	N2	G
Vc	-	-	-	-	-	-	-	-	-	-	-	-	250	200	-





A_p [min]	A_p [max]	A_e [max]	f_z
$0,3 * D_c$	L_c	$0,5 * D_c$	$0,0110 * D_c$
$0,3 * D_c$	L_c	$1 * D_c$	$0,0075 * D_c$
-	-	-	-
-	-	-	-
-	-	-	-
-	-	-	-
-	-	-	-



DIN 6535 HA	DIN 6535 HB	Dc	Ds	Lc	Ln	Dn	Lt	c	z
BLC2L03045S	BLW2L03045S	3,0	6	8	-	-	57	0,05	2
BLC2L03545S	BLW2L03545S	3,5	6	10	-	-	57	0,05	2
BLC2L04045S	BLW2L04045S	4,0	6	11	-	-	57	0,05	2
BLC2L04545S	BLW2L04545S	4,5	6	11	-	-	57	0,05	2
BLC2L05045S	BLW2L05045S	5,0	6	13	-	-	57	0,05	2
BLC2L06045S	BLW2L06045S	6,0	6	13	-	-	57	0,06	2
BLC2L07045S	BLW2L07045S	7,0	8	16	-	-	63	0,07	2
BLC2L08045S	BLW2L08045S	8,0	8	19	-	-	63	0,08	2
BLC2L09045S	BLW2L09045S	9,0	10	19	-	-	72	0,09	2
BLC2L10045S	BLW2L10045S	10,0	10	22	-	-	72	0,10	2
BLC2L12045S	BLW2L12045S	12,0	12	26	-	-	83	0,12	2
BLC2L14045S	BLW2L14045S	14,0	14	26	-	-	83	0,14	2
BLC2L16045S	BLW2L16045S	16,0	16	32	-	-	92	0,16	2
BLC2L18045S	BLW2L18045S	18,0	18	32	-	-	92	0,18	2
BLC2L20045S	BLW2L20045S	20,0	20	38	-	-	104	0,20	2

Vc	P1	P2	P3	H1	H2	H3	K1	K2	M1	M2	S1	S2	N1	N2	G
	-	-	-	-	-	-	-	-	-	-	-	-	250	200	-



	Ap [min]	Ap [max]	Ae [max]	fz
	0,3*Dc	Lc	0,5*Dc	0,0110*Dc
	0,3*Dc	Lc	1*Dc	0,0075*Dc
	-	-	-	-
	-	-	-	-
	-	-	-	-
	-	-	-	-



BLC3X12035XRVT200 |
□ 462-465

BLC3X12035RVNT200 |
□ 458-461


Ln
4xD

Dc
3-25

Ln
5xD

Dc
3-25









DIN 6535 HA	DIN 6535 HB	Dc	Ds	Lc	Ln	Dn	Lt	r/c	z
BLC3L03020S	BLW3L03020S	3,0	6	8	-	-	57	-	3
BLC3L03520S	BLW3L03520S	3,5	6	10	-	-	57	-	3
BLC3L04020S	BLW3L04020S	4,0	6	10	-	-	57	-	3
BLC3L04520S	BLW3L04520S	4,5	6	11	-	-	57	-	3
BLC3L05020S	BLW3L05020S	5,0	6	13	-	-	57	-	3
BLC3L06020S	BLW3L06020S	6,0	6	13	-	-	57	-	3
BLC3L08020S	BLW3L08020S	8,0	8	19	-	-	63	-	3
BLC3L10020S	BLW3L10020S	10,0	10	22	-	-	72	-	3
BLC3L12020S	BLW3L12020S	12,0	12	26	-	-	83	-	3
BLC3L14020S	BLW3L14020S	14,0	14	26	-	-	83	-	3
BLC3L16020S	BLW3L16020S	16,0	16	32	-	-	92	-	3
BLC3L18020S	BLW3L18020S	18,0	18	32	-	-	92	-	3
BLC3L20020S	BLW3L20020S	20,0	20	38	-	-	104	-	3

Vc	P1	P2	P3	H1	H2	H3	K1	K2	M1	M2	S1	S2	N1	N2	G
	-	-	-	-	-	-	-	-	-	-	-	-	250	200	-



Ap
[min]

$0,3 * D_c$

$0,3 * D_c$

-

-

-

-

-

Ap
[max]

Lc

Lc

-

-

-

-

-

Ae
[max]

$0,5 * D_c$

$1 * D_c$

-

-

-

-

-

fz

$0,0110 * D_c$

$0,0075 * D_c$

-

-

-


-

-



DIN 6535 HA	DIN 6535 HB	Dc	Ds	Lc	Ln	Dn	Lt	c	z
BLC3L03045A	BLW3L03045A	3,0	6	8	-	-	57	0,05	3
BLC3L03545A	BLW3L03545A	3,5	6	10	-	-	57	0,05	3
BLC3L04045A	BLW3L04045A	4,0	6	11	-	-	57	0,05	3
BLC3L04545A	BLW3L04545A	4,5	6	11	-	-	57	0,05	3
BLC3L05045A	BLW3L05045A	5,0	6	13	-	-	57	0,05	3
BLC3L06045A	BLW3L06045A	6,0	6	13	-	-	57	0,06	3
BLC3L08045A	BLW3L08045A	8,0	8	19	-	-	63	0,08	3
BLC3L10045A	BLW3L10045A	10,0	10	22	-	-	72	0,10	3
BLC3L12045A	BLW3L12045A	12,0	12	26	-	-	83	0,12	3
BLC3L14045A	BLW3L14045A	14,0	14	26	-	-	83	0,14	3
BLC3L16045A	BLW3L16045A	16,0	16	32	-	-	92	0,16	3
BLC3L18045A	BLW3L18045A	18,0	18	32	-	-	92	0,18	3
BLC3L20045A	BLW3L20045A	20,0	20	38	-	-	104	0,20	3

Vc	P1	P2	P3	H1	H2	H3	K1	K2	M1	M2	S1	S2	N1	N2	G
	-	-	-	-	-	-	-	-	-	-	-	-	250	200	-




	Ap [min]	Ap [max]	Ae [max]	fz
	0,3*Dc	Lc	0,5*Dc	0,0110*Dc
	0,3*Dc	Lc	1*Dc	0,0075*Dc
	-	-	-	-
	-	-	-	-
	-	-	-	-
	-	-	-	-
	-	-	-	-



DIN 6535 HA	DIN 6535 HB	Dc	Ds	Lc	Ln	Dn	Lt	r/c	z
BLC3X03045VN	BLW3X03045VN	3,0	6	7	12	2,7	50	-	3
BLC3X04045VN	BLW3X04045VN	4,0	6	9	16	3,6	54	-	3
BLC3X05045VN	BLW3X05045VN	5,0	6	11	20	4,5	58	-	3
BLC3X06045VN	BLW3X06045VN	6,0	6	14	24	5,4	62	-	3
BLC3X08045VN	BLW3X08045VN	8,0	8	18	32	7,2	70	-	3
BLC3X10045VN	BLW3X10045VN	10,0	10	22	40	9,0	82	-	3
BLC3X12045VN	BLW3X12045VN	12,0	12	27	48	11,0	95	-	3
BLC3X16045VN	BLW3X16045VN	16,0	16	36	64	15,0	115	-	3
BLC3X20045VN	BLW3X20045VN	20,0	20	44	80	19,0	132	-	3
BLC3X25045VN	BLW3X25045VN	25,0	25	55	100	24,0	160	-	3

Vc	P1	P2	P3	H1	H2	H3	K1	K2	M1	M2	S1	S2	N1	N2	G
	-	-	-	-	-	-	-	-	-	-	-	-	300	250	-




	Ap [min]	Ap [max]	Ae [max]	fz
	$0,3 * D_c$	Lc	$0,5 * D_c$	$0,0125 * D_c$
	$0,3 * D_c$	Lc	$1 * D_c$	$0,0100 * D_c$
	1°	5°	$0,5 * D_c$	$0,0075 * D_c$
	-	-	-	-
	-	-	-	-
	-	-	-	-
	-	-	-	-



DIN 6535 HA	DIN 6535 HB	Dc	Ds	Lc	Ln	Dn	Lt	r	z
BLC3X03045VNT010	BLW3X03045VNT010	3,0	6	7	12	2,7	50	0,10	3
BLC3X04045VNT020	BLW3X04045VNT020	4,0	6	9	16	3,6	54	0,20	3
BLC3X05045VNT020	BLW3X05045VNT020	5,0	6	11	20	4,5	58	0,20	3
BLC3X06045VNT020	BLW3X06045VNT020	6,0	6	14	24	5,4	62	0,20	3
BLC3X06045VNT040	BLW3X06045VNT040	6,0	6	14	24	5,4	62	0,40	3
BLC3X06045VNT080	BLW3X06045VNT080	6,0	6	14	24	5,4	62	0,80	3
BLC3X08045VNT020	BLW3X08045VNT020	8,0	8	18	32	7,2	70	0,20	3
BLC3X08045VNT040	BLW3X08045VNT040	8,0	8	18	32	7,2	70	0,40	3
BLC3X08045VNT080	BLW3X08045VNT080	8,0	8	18	32	7,2	70	0,80	3
BLC3X10045VNT020	BLW3X10045VNT020	10,0	10	22	40	9,0	82	0,20	3
BLC3X10045VNT040	BLW3X10045VNT040	10,0	10	22	40	9,0	82	0,40	3
BLC3X10045VNT080	BLW3X10045VNT080	10,0	10	22	40	9,0	82	0,80	3
BLC3X10045VNT160	BLW3X10045VNT160	10,0	10	22	40	9,0	82	1,60	3
BLC3X12045VNT020	BLW3X12045VNT020	12,0	12	27	48	11,0	95	0,20	3
BLC3X12045VNT040	BLW3X12045VNT040	12,0	12	27	48	11,0	95	0,40	3
BLC3X12045VNT080	BLW3X12045VNT080	12,0	12	27	48	11,0	95	0,80	3
BLC3X12045VNT160	BLW3X12045VNT160	12,0	12	27	48	11,0	95	1,60	3
BLC3X12045VNT200	BLW3X12045VNT200	12,0	12	27	48	11,0	95	2,00	3
BLC3X12045VNT250	BLW3X12045VNT250	12,0	12	27	48	11,0	95	2,50	3
BLC3X16045VNT020	BLW3X16045VNT020	16,0	16	36	64	15,0	115	0,20	3
BLC3X16045VNT040	BLW3X16045VNT040	16,0	16	36	64	15,0	115	0,40	3
BLC3X16045VNT080	BLW3X16045VNT080	16,0	16	36	64	15,0	115	0,80	3
BLC3X16045VNT160	BLW3X16045VNT160	16,0	16	36	64	15,0	115	1,60	3
BLC3X16045VNT200	BLW3X16045VNT200	16,0	16	36	64	15,0	115	2,00	3
BLC3X16045VNT250	BLW3X16045VNT250	16,0	16	36	64	15,0	115	2,50	3
BLC3X16045VNT320	BLW3X16045VNT320	16,0	16	36	64	15,0	115	3,20	3
BLC3X16045VNT400	BLW3X16045VNT400	16,0	16	36	64	15,0	115	4,00	3
BLC3X16045VNT500	BLW3X16045VNT500	16,0	16	36	64	15,0	115	5,00	3
BLC3X20045VNT020	BLW3X20045VNT020	20,0	20	44	80	19,0	132	0,20	3
BLC3X20045VNT040	BLW3X20045VNT040	20,0	20	44	80	19,0	132	0,40	3
BLC3X20045VNT080	BLW3X20045VNT080	20,0	20	44	80	19,0	132	0,80	3
BLC3X20045VNT160	BLW3X20045VNT160	20,0	20	44	80	19,0	132	1,60	3

Vc	P1	P2	P3	H1	H2	H3	K1	K2	M1	M2	S1	S2	N1	N2	G
	-	-	-	-	-	-	-	-	-	-	-	-	300	250	-



Ap

[min]

0,3 * Dc

0,3 * Dc

1°

-

-

-

-

Ap

[max]

Lc

Lc

5°

-

-

-

-

Ae

[max]

0,5 * Dc

1 * Dc

0,5 * Dc

-

-

-

-

fz

0,0125 * Dc

0,0100 * Dc

0,0075 * Dc

-

-


-

-



DIN 6535 HA		DIN 6535 HB		Dc	Ds	Lc	Ln	Dn	Lt	r	z
BLC3X20045VNT200		BLW3X20045VNT200		20,0	20	44	80	19,0	132	2,00	3
BLC3X20045VNT320		BLW3X20045VNT320		20,0	20	44	80	19,0	132	3,20	3
BLC3X20045VNT400		BLW3X20045VNT400		20,0	20	44	80	19,0	132	4,00	3
BLC3X20045VNT500		BLW3X20045VNT500		20,0	20	44	80	19,0	132	5,00	3
BLC3X20045VNT600		BLW3X20045VNT600		20,0	20	44	80	19,0	132	6,00	3
BLC3X25045VNT020		BLW3X25045VNT020		25,0	25	55	100	24,0	160	0,20	3
BLC3X25045VNT040		BLW3X25045VNT040		25,0	25	55	100	24,0	160	0,40	3
BLC3X25045VNT160		BLW3X25045VNT160		25,0	25	55	100	24,0	160	1,60	3
BLC3X25045VNT200		BLW3X25045VNT200		25,0	25	55	100	24,0	160	2,00	3
BLC3X25045VNT320		BLW3X25045VNT320		25,0	25	55	100	24,0	160	3,20	3
BLC3X25045VNT400		BLW3X25045VNT400		25,0	25	55	100	24,0	160	4,00	3
BLC3X25045VNT500		BLW3X25045VNT500		25,0	25	55	100	24,0	160	5,00	3
BLC3X25045VNT600		BLW3X25045VNT600		25,0	25	55	100	24,0	160	6,00	3
BLC3X25045VNT635		BLW3X25045VNT635		25,0	25	55	100	24,0	160	6,35	3

	P1	P2	P3	H1	H2	H3	K1	K2	M1	M2	S1	S2	N1	N2	G
Vc	-	-	-	-	-	-	-	-	-	-	-	-	300	250	-




A_p [min]	A_p [max]	A_e [max]	f_z
$0,3 * D_c$	L_c	$0,5 * D_c$	$0,0125 * D_c$
$0,3 * D_c$	L_c	$1 * D_c$	$0,0100 * D_c$
1°	5°	$0,5 * D_c$	$0,0075 * D_c$
-	-	-	-
-	-	-	-
-	-	-	-
-	-	-	-



DIN 6535 HA	DIN 6535 HB	Dc	Ds	Lc	Ln	Dn	Lt	r/c	z
BLC3X03045XVN	BLW3X03045XVN	3,0	6	5	15	2,7	54	-	3
BLC3X04045XVN	BLW3X04045XVN	4,0	6	7	20	3,6	58	-	3
BLC3X05045XVN	BLW3X05045XVN	5,0	6	9	25	4,5	62	-	3
BLC3X06045XVN	BLW3X06045XVN	6,0	6	10	30	5,4	70	-	3
BLC3X08045XVN	BLW3X08045XVN	8,0	8	14	40	7,2	80	-	3
BLC3X10045XVN	BLW3X10045XVN	10,0	10	17	50	9,0	92	-	3
BLC3X12045XVN	BLW3X12045XVN	12,0	12	20	60	11,0	110	-	3
BLC3X16045XVN	BLW3X16045XVN	16,0	16	27	80	15,0	130	-	3
BLC3X20045XVN	BLW3X20045XVN	20,0	20	33	100	19,0	152	-	3
BLC3X25045XVN	BLW3X25045XVN	25,0	25	42	125	24,0	185	-	3

	P1	P2	P3	H1	H2	H3	K1	K2	M1	M2	S1	S2	N1	N2	G
Vc	-	-	-	-	-	-	-	-	-	-	-	-	300	250	-




	Ap [min]	Ap [max]	Ae [max]	fz
	$0,3 * D_c$	Lc	$0,5 * D_c$	$0,0125 * D_c$
	$0,3 * D_c$	Lc	$1 * D_c$	$0,0100 * D_c$
	1°	5°	$0,5 * D_c$	$0,0075 * D_c$
	-	-	-	-
	-	-	-	-
	-	-	-	-
	-	-	-	-



DIN 6535 HA	DIN 6535 HB	Dc	Ds	Lc	Ln	Dn	Lt	r	z
BLC3X03045XVNT010	BLW3X03045XVNT010	3,0	6	5	15	2,7	54	0,10	3
BLC3X04045XVNT020	BLW3X04045XVNT020	4,0	6	7	20	3,6	58	0,20	3
BLC3X05045XVNT020	BLW3X05045XVNT020	5,0	6	9	25	4,5	62	0,20	3
BLC3X06045XVNT020	BLW3X06045XVNT020	6,0	6	10	30	5,4	70	0,20	3
BLC3X06045XVNT040	BLW3X06045XVNT040	6,0	6	10	30	5,4	70	0,40	3
BLC3X06045XVNT080	BLW3X06045XVNT080	6,0	6	10	30	5,4	70	0,80	3
BLC3X08045XVNT020	BLW3X08045XVNT020	8,0	8	14	40	7,2	80	0,20	3
BLC3X08045XVNT040	BLW3X08045XVNT040	8,0	8	14	40	7,2	80	0,40	3
BLC3X08045XVNT080	BLW3X08045XVNT080	8,0	8	14	40	7,2	80	0,80	3
BLC3X10045XVNT020	BLW3X10045XVNT020	10,0	10	17	50	9,0	92	0,20	3
BLC3X10045XVNT040	BLW3X10045XVNT040	10,0	10	17	50	9,0	92	0,40	3
BLC3X10045XVNT080	BLW3X10045XVNT080	10,0	10	17	50	9,0	92	0,80	3
BLC3X10045XVNT160	BLW3X10045XVNT160	10,0	10	17	50	9,0	92	1,60	3
BLC3X12045XVNT020	BLW3X12045XVNT020	12,0	12	20	60	11,0	110	0,20	3
BLC3X12045XVNT040	BLW3X12045XVNT040	12,0	12	20	60	11,0	110	0,40	3
BLC3X12045XVNT080	BLW3X12045XVNT080	12,0	12	20	60	11,0	110	0,80	3
BLC3X12045XVNT160	BLW3X12045XVNT160	12,0	12	20	60	11,0	110	1,60	3
BLC3X12045XVNT200	BLW3X12045XVNT200	12,0	12	20	60	11,0	110	2,00	3
BLC3X12045XVNT250	BLW3X12045XVNT250	12,0	12	20	60	11,0	110	2,50	3
BLC3X16045XVNT020	BLW3X16045XVNT020	16,0	16	27	80	15,0	130	0,20	3
BLC3X16045XVNT040	BLW3X16045XVNT040	16,0	16	27	80	15,0	130	0,40	3
BLC3X16045XVNT080	BLW3X16045XVNT080	16,0	16	27	80	15,0	130	0,80	3
BLC3X16045XVNT160	BLW3X16045XVNT160	16,0	16	27	80	15,0	130	1,60	3
BLC3X16045XVNT200	BLW3X16045XVNT200	16,0	16	27	80	15,0	130	2,00	3
BLC3X16045XVNT250	BLW3X16045XVNT250	16,0	16	27	80	15,0	130	2,50	3
BLC3X16045XVNT320	BLW3X16045XVNT320	16,0	16	27	80	15,0	130	3,20	3
BLC3X16045XVNT400	BLW3X16045XVNT400	16,0	16	27	80	15,0	130	4,00	3
BLC3X16045XVNT500	BLW3X16045XVNT500	16,0	16	27	80	15,0	130	5,00	3
BLC3X20045XVNT020	BLW3X20045XVNT020	20,0	20	33	100	19,0	152	0,20	3
BLC3X20045XVNT040	BLW3X20045XVNT040	20,0	20	33	100	19,0	152	0,40	3
BLC3X20045XVNT080	BLW3X20045XVNT080	20,0	20	33	100	19,0	152	0,80	3
BLC3X20045XVNT160	BLW3X20045XVNT160	20,0	20	33	100	19,0	152	1,60	3

Vc	P1	P2	P3	H1	H2	H3	K1	K2	M1	M2	S1	S2	N1	N2	G
	-	-	-	-	-	-	-	-	-	-	-	-	300	250	-




A_p [min]	A_p [max]	A_e [max]	f_z
$0,3 * D_c$	L_c	$0,5 * D_c$	$0,0125 * D_c$
$0,3 * D_c$	L_c	$1 * D_c$	$0,0100 * D_c$
1°	5°	$0,5 * D_c$	$0,0075 * D_c$
-	-	-	-
-	-	-	-
-	-	-	-
-	-	-	-



DIN 6535 HA	DIN 6535 HB	Dc	Ds	Lc	Ln	Dn	Lt	r	z
BLC3X20045XVNT200	BLW3X20045XVNT200	20,0	20	33	100	19,0	152	2,00	3
BLC3X20045XVNT320	BLW3X20045XVNT320	20,0	20	33	100	19,0	152	3,20	3
BLC3X20045XVNT400	BLW3X20045XVNT400	20,0	20	33	100	19,0	152	4,00	3
BLC3X20045XVNT500	BLW3X20045XVNT500	20,0	20	33	100	19,0	152	5,00	3
BLC3X20045XVNT600	BLW3X20045XVNT600	20,0	20	33	100	19,0	152	6,00	3
BLC3X25045XVNT020	BLW3X25045XVNT020	25,0	25	42	125	24,0	185	0,20	3
BLC3X25045XVNT040	BLW3X25045XVNT040	25,0	25	42	125	24,0	185	0,40	3
BLC3X25045XVNT160	BLW3X25045XVNT160	25,0	25	42	125	24,0	185	1,60	3
BLC3X25045XVNT200	BLW3X25045XVNT200	25,0	25	42	125	24,0	185	2,00	3
BLC3X25045XVNT320	BLW3X25045XVNT320	25,0	25	42	125	24,0	185	3,20	3
BLC3X25045XVNT400	BLW3X25045XVNT400	25,0	25	42	125	24,0	185	4,00	3
BLC3X25045XVNT500	BLW3X25045XVNT500	25,0	25	42	125	24,0	185	5,00	3
BLC3X25045XVNT600	BLW3X25045XVNT600	25,0	25	42	125	24,0	185	6,00	3
BLC3X25045XVNT635	BLW3X25045XVNT635	25,0	25	42	125	24,0	185	6,35	3

	P1	P2	P3	H1	H2	H3	K1	K2	M1	M2	S1	S2	N1	N2	G
Vc	-	-	-	-	-	-	-	-	-	-	-	-	300	250	-



A_p [min]	A_p [max]	A_e [max]	f_z
$0,3 * D_c$	L_c	$0,5 * D_c$	$0,0125 * D_c$
$0,3 * D_c$	L_c	$1 * D_c$	$0,0100 * D_c$
1°	5°	$0,5 * D_c$	$0,0075 * D_c$
-	-	-	-
-	-	-	-
-	-	-	-
-	-	-	-



DIN 6535 HA	DIN 6535 HB	Dc	Ds	Lc	Ln	Dn	Lt	r	z
PLAC3L06045VNT02	PLAW3L06045VNT02	6,0	6	15	19	5,7	57	0,2	3
PLAC3L08045VNT02	PLAW3L08045VNT02	8,0	8	21	25	7,6	63	0,2	3
PLAC3L10045VNT03	PLAW3L10045VNT03	10,0	10	24	32	9,5	72	0,3	3
PLAC3L12045VNT04	PLAW3L12045VNT04	12,0	12	28	36	11,5	83	0,4	3
PLAC3L14045VNT04	PLAW3L14045VNT04	14,0	14	30	36	13,5	83	0,4	3
PLAC3L16045VNT05	PLAW3L16045VNT05	16,0	16	35	42	15,5	92	0,5	3
PLAC3L18045VNT05	PLAW3L18045VNT05	18,0	18	38	42	17,5	92	0,5	3
PLAC3L20045VNT06	PLAW3L20045VNT06	20,0	20	42	52	19,5	104	0,6	3
PLAC3L25045VNT06	PLAW3L25045VNT06	25,0	25	50	62	24,0	120	0,6	3

	P1	P2	P3	H1	H2	H3	K1	K2	M1	M2	S1	S2	N1	N2	G
Vc	-	-	-	-	-	-	-	-	-	-	-	-	350	300	-



	Ap [min]	Ap [max]	Ae [max]	fz
	0,3*Dc	Lc	0,5*Dc	0,0140*Dc
	0,3*Dc	Lc	1*Dc	0,0115*Dc
	1°	5°	0,5*Dc	0,0090*Dc
	-	-	-	-
	-	-	-	-
	-	-	-	-
	-	-	-	-



DIN 6535 HA	DIN 6535 HB	Dc	Ds	Lc	Ln	Dn	Lt	r	z
PLAC3X06045VNT02	PLAW3X06045VNT02	6,0	6	7	24	5,4	62	0,2	3
PLAC3X08045VNT02	PLAW3X08045VNT02	8,0	8	9	30	7,2	68	0,2	3
PLAC3X10045VNT03	PLAW3X10045VNT03	10,0	10	11	38	9,0	80	0,3	3
PLAC3X12045VNT04	PLAW3X12045VNT04	12,0	12	13	46	11,0	93	0,4	3
PLAC3X14045VNT04	PLAW3X14045VNT04	14,0	14	15	46	13,0	93	0,4	3
PLAC3X16045VNT05	PLAW3X16045VNT05	16,0	16	17	58	15,0	108	0,5	3
PLAC3X18045VNT05	PLAW3X18045VNT05	18,0	18	19	58	17,0	108	0,5	3
PLAC3X20045VNT06	PLAW3X20045VNT06	20,0	20	21	74	19,0	126	0,6	3
PLAC3X25045VNT06	PLAW3X25045VNT06	25,0	25	26	92	24,0	150	0,6	3

	P1	P2	P3	H1	H2	H3	K1	K2	M1	M2	S1	S2	N1	N2	G
Vc	-	-	-	-	-	-	-	-	-	-	-	-	350	300	-




A_p [min]	A_p [max]	A_e [max]	f_z
$0,3 * D_c$	L_c	$0,5 * D_c$	$0,0140 * D_c$
$0,3 * D_c$	L_c	$1 * D_c$	$0,0115 * D_c$
1°	5°	$0,5 * D_c$	$0,0090 * D_c$
-	-	-	-
-	-	-	-
-	-	-	-
-	-	-	-



DIN 6535 HA	DIN 6535 HB	Dc	Ds	Lc	Ln	Dn	Lt	r	z
ULC3L06045VNT01IK	ULW3L06045VNT01IK	6,0	6	15	19	5,7	57	0,1	3
ULC3L08045VNT01IK	ULW3L08045VNT01IK	8,0	8	21	25	7,6	63	0,1	3
ULC3L10045VNT01IK	ULW3L10045VNT01IK	10,0	10	24	32	9,5	72	0,1	3
ULC3L12045VNT02IK	ULW3L12045VNT02IK	12,0	12	28	36	11,5	83	0,2	3
ULC3L14045VNT02IK	ULW3L14045VNT02IK	14,0	14	30	36	13,5	83	0,2	3
ULC3L16045VNT02IK	ULW3L16045VNT02IK	16,0	16	35	42	15,5	92	0,2	3
ULC3L18045VNT02IK	ULW3L18045VNT02IK	18,0	18	38	42	17,5	92	0,2	3
ULC3L20045VNT02IK	ULW3L20045VNT02IK	20,0	20	42	52	19,5	104	0,2	3
ULC3L25045VNT02IK	ULW3L25045VNT02IK	25,0	25	50	62	24,0	120	0,2	3

	P1	P2	P3	H1	H2	H3	K1	K2	M1	M2	S1	S2	N1	N2	G
Vc	-	-	-	-	-	-	-	-	-	-	-	-	400	350	-




	Ap [min]	Ap [max]	Ae [max]	fz
	0,3*Dc	Lc	0,5*Dc	0,0155*Dc
	0,3*Dc	Lc	1*Dc	0,0130*Dc
	1°	5°	0,5*Dc	0,0100*Dc
	-	-	-	-
	-	-	-	-
	-	-	-	-
	-	-	-	-



DIN 6535 HA	DIN 6535 HB	Dc	Ds	Lc	Ln	Dn	Lt	r	z
ULC3X06045VNT01IK	ULW3X06045VNT01IK	6,0	6	7	24	5,4	62	0,1	3
ULC3X08045VNT01IK	ULW3X08045VNT01IK	8,0	8	9	30	7,2	68	0,1	3
ULC3X10045VNT01IK	ULW3X10045VNT01IK	10,0	10	11	38	9,0	80	0,1	3
ULC3X12045VNT02IK	ULW3X12045VNT02IK	12,0	12	13	46	11,0	93	0,2	3
ULC3X14045VNT02IK	ULW3X14045VNT02IK	14,0	14	15	46	13,0	93	0,2	3
ULC3X16045VNT02IK	ULW3X16045VNT02IK	16,0	16	17	58	15,0	108	0,2	3
ULC3X18045VNT02IK	ULW3X18045VNT02IK	18,0	18	19	59	17,0	108	0,2	3
ULC3X20045VNT02IK	ULW3X20045VNT02IK	20,0	20	21	74	19,0	126	0,2	3
ULC3X25045VNT02IK	ULW3X25045VNT02IK	25,0	25	26	92	24,0	150	0,2	3

	P1	P2	P3	H1	H2	H3	K1	K2	M1	M2	S1	S2	N1	N2	G
Vc	-	-	-	-	-	-	-	-	-	-	-	-	400	350	-



A_p [min]	A_p [max]	A_e [max]	f_z
$0,3 * D_c$	L_c	$0,5 * D_c$	$0,0155 * D_c$
$0,3 * D_c$	L_c	$1 * D_c$	$0,0130 * D_c$
1°	5°	$0,5 * D_c$	$0,0100 * D_c$
-	-	-	-
-	-	-	-
-	-	-	-
-	-	-	-

TROCHOIDAL MILLING 1-2

^{NL} Trochoïdaal frezen 1-2 | ^{DE} Trochoidales fräsen 1-2 | ^{FR} Fraisage trochoïdal 1-2



A milling strategy that uses efficient circular milling paths from the CAM software. By using intelligent milling paths, with a small cutting width (Ae) and higher cutting depth (Ap), the cutting forces can be reduced and distributed. As a result, the cutting speed (Vc) and table feed (Vf) can be increased, resulting in a higher stock removal rate (Q). *In this way a much higher productivity is achieved, while the tool wears much less and thus has a longer tool life.*



Een freesstrategie waarbij, vanuit de CAM-software, gebruik wordt gemaakt van efficiënte cirkelvormige freespaden. Door het gebruik van intelligente freespaden kunnen, met een geringe snedebreedte (Ae) en hogere snedediepte (Ap), de verspaningskrachten gereduceerd en verdeeld worden. Het gevolg hiervan is dat de snijsnelheid (Vc) en tafelvoeding (Vf) verhoogd kunnen worden, resulterende in een hoger verspanend volume (Q). *Op deze manier wordt een veel hogere productiviteit bereikt, terwijl het gereedschap veel minder slijt en dus een langere standtijd heeft.*



Eine Frässtrategie, die auf Grundlage von CAM-Software effiziente, kreisförmige Fräsbahnen nutzt. Durch die Verwendung intelligenter Fräsbahnen können die Zerspanungskräfte bei geringer Schnittbreite (Ae) und hoher Schnitttiefe (Ap) reduziert und verteilt werden. So können Schnittgeschwindigkeit (Vc) und Vorschub (Vf) erhöht werden, was zu einem höheren Zeitspanvolumen (Q) führt. *Mit dieser Methode wird die Produktivität erheblich gesteigert, während der Verschleiß der Werkzeuge reduziert wird, was wiederum in längerer Standzeit resultiert.*



Une stratégie de fraisage qui utilise des chemins de fraisage circulaires efficaces à partir du logiciel FAO. En utilisant des trajectoires de fraisage intelligentes, avec une faible largeur de coupe (Ae) et une profondeur de coupe plus élevée (Ap), les forces de coupe peuvent être réduites et réparties. En conséquence, la vitesse de coupe (Vc) et l'avance de la table (Vf) peuvent être augmentées, ce qui entraîne un taux d'enlèvement de matière plus élevé (Q). *De cette manière, une productivité beaucoup plus élevée est obtenue, tandis que l'outil s'use beaucoup moins et a donc une durée de vie plus longue.*

TROCHOIDAL MILLING STRATEGIES


Trochoidale freesstrategieën | Trochoidale Frässtrategien | Stratégies de fraisage trochoïdal


Static Statisch Statisch Statique	Dynamic Dynamisch Dynamisch Dynamique	Oscillate Pendelend Pendelnd Oscillant
+	Productivity Productiviteit Produktivität Rendement	+++
+	Complexity CAD-CAM Complexiteit Komplexität Complexité	+++

TROCHOIDAL MILLING 2-2

^{NL}Trochoïdaal frezen 2-2 | ^{DE}Trochoidales fräsen 2-2 | ^{FR}Fraisage trochoïdal 2-2



BLC4X12037VNT02
 448-449

BLC4X12037XVNT02
 450-451 

Lc
 3xD

Lc
 4xD



Lc
 3xD-4xD

ZrN

 r
 0,10-0,20





DIN 6535 HA	DIN 6535 HB	Dc	Ds	Lc	Ln	Dn	Lt	r	z
BLC4X04037VNT01	BLW4X04037VNT01	4,0	6	12	18	3,8	62	0,1	4
BLC4X05037VNT01	BLW4X05037VNT01	5,0	6	15	21	4,8	62	0,1	4
BLC4X06037VNT01	BLW4X06037VNT01	6,0	6	18	24	5,7	62	0,1	4
BLC4X08037VNT01	BLW4X08037VNT01	8,0	8	24	30	7,6	68	0,1	4
BLC4X10037VNT01	BLW4X10037VNT01	10,0	10	30	38	9,5	80	0,1	4
BLC4X12037VNT02	BLW4X12037VNT02	12,0	12	36	46	11,5	93	0,2	4
BLC4X16037VNT02	BLW4X16037VNT02	16,0	16	48	58	15,5	108	0,2	4
BLC4X20037VNT02	BLW4X20037VNT02	20,0	20	60	74	19,5	126	0,2	4

	P1	P2	P3	H1	H2	H3	K1	K2	M1	M2	S1	S2	N1	N2	G
Vc	-	-	-	-	-	-	-	-	-	-	-	-	480	400	-



	Ap [min]	Ap [max]	Ae	hm
	-	-	-	-
	-	-	-	-
	-	-	-	-
	-	-	-	-
	-	-	-	-
	-	-	-	-
	0,3*Dc	Lc	0,10*Dc - 0,20*Dc	0,0100*Dc



DIN 6535 HA	DIN 6535 HB	Dc	Ds	Lc	Ln	Dn	Lt	r	z
BLC4X04037XVNT01	BLW4X04037XVNT01	4,0	6	16	21	3,8	62	0,1	4
BLC4X05037XVNT01	BLW4X05037XVNT01	5,0	6	20	25	4,8	70	0,1	4
BLC4X06037XVNT01	BLW4X06037XVNT01	6,0	6	24	30	5,7	70	0,1	4
BLC4X08037XVNT01	BLW4X08037XVNT01	8,0	8	32	38	7,6	80	0,1	4
BLC4X10037XVNT01	BLW4X10037XVNT01	10,0	10	40	48	9,5	90	0,1	4
BLC4X12037XVNT02	BLW4X12037XVNT02	12,0	12	48	58	11,5	110	0,2	4
BLC4X16037XVNT02	BLW4X16037XVNT02	16,0	16	64	74	15,5	130	0,2	4
BLC4X20037XVNT02	BLW4X20037XVNT02	20,0	20	80	94	19,5	150	0,2	4

	P1	P2	P3	H1	H2	H3	K1	K2	M1	M2	S1	S2	N1	N2	G
Vc	-	-	-	-	-	-	-	-	-	-	-	-	480	400	-





	Ap [min]	Ap [max]	Ae	hm
	-	-	-	-
	-	-	-	-
	-	-	-	-
	-	-	-	-
	-	-	-	-
	-	-	-	-
	0,3*Dc	Lc	0,05*Dc - 0,15*Dc	0,0100*Dc



DIN 6535 HA	DIN 6535 HB	Dc	Ds	Lc	Ln	Dn	Lt	c	z
BLC4L04038S	BLW4L04038S	4,0	6	15	-	-	62	0,05	4
BLC4L05038S	BLW4L05038S	5,0	6	18	-	-	62	0,05	4
BLC4L06038S	BLW4L06038S	6,0	6	18	-	-	62	0,06	4
BLC4L08038S	BLW4L08038S	8,0	8	24	-	-	68	0,08	4
BLC4L10038S	BLW4L10038S	10,0	10	30	-	-	80	0,10	4
BLC4L12038S	BLW4L12038S	12,0	12	36	-	-	93	0,12	4
BLC4L16038S	BLW4L16038S	16,0	16	48	-	-	108	0,15	4
BLC4L20038S	BLW4L20038S	20,0	20	60	-	-	126	0,20	4

	P1	P2	P3	H1	H2	H3	K1	K2	M1	M2	S1	S2	N1	N2	G
Vc	-	-	-	-	-	-	-	-	-	-	-	-	250	200	-




	Ap [min]	Ap [max]	Ae [max]	fz
	0,3*Dc	Lc	0,5*Dc	0,0110*Dc
	-	-	-	-
	-	-	-	-
	-	-	-	-
	-	-	-	-
	-	-	-	-
	-	-	-	-



DIN 6535 HA	DIN 6535 HB	Dc	Ds	Lc	Ln	Dn	Lt	r	z
BLC4X04038XSNT01	BLW4X04038XSNT01	4,0	6	16	21	3,8	62	0,1	4
BLC4X05038XSNT01	BLW4X05038XSNT01	5,0	6	20	25	4,8	70	0,1	4
BLC4X06038XSNT01	BLW4X06038XSNT01	6,0	6	24	30	5,7	70	0,1	4
BLC4X08038XSNT01	BLW4X08038XSNT01	8,0	8	32	38	7,6	80	0,1	4
BLC4X10038XSNT01	BLW4X10038XSNT01	10,0	10	40	48	9,5	90	0,1	4
BLC4X12038XSNT02	BLW4X12038XSNT02	12,0	12	48	58	11,5	110	0,2	4
BLC4X16038XSNT02	BLW4X16038XSNT02	16,0	16	64	74	15,5	130	0,2	4
BLC4X20038XSNT02	BLW4X20038XSNT02	20,0	20	80	94	19,5	150	0,2	4

	P1	P2	P3	H1	H2	H3	K1	K2	M1	M2	S1	S2	N1	N2	G
Vc	-	-	-	-	-	-	-	-	-	-	-	-	300	250	-





	Ap [min]	Ap [max]	Ae [max]	fz
	$0,3 * D_c$	Lc	$0,5 * D_c$	$0,0125 * D_c$
	-	-	-	-
	-	-	-	-
	-	-	-	-
	-	-	-	-
	-	-	-	-



DIN 6535 HA	DIN 6535 HB	Dc	Ds	Lc	Ln	Dn	Lt	c	z
BLC3L06025R	BLW3L06025R	6,0	6	13	-	-	57	0,3	3
BLC3L08025R	BLW3L08025R	8,0	8	19	-	-	63	0,4	3
BLC3L10025R	BLW3L10025R	10,0	10	22	-	-	72	0,5	3
BLC3L12025R	BLW3L12025R	12,0	12	26	-	-	83	0,6	3
BLC3L14025R	BLW3L14025R	14,0	14	26	-	-	83	0,7	3
BLC3L16025R	BLW3L16025R	16,0	16	32	-	-	92	0,8	3
BLC3L18025R	BLW3L18025R	18,0	18	32	-	-	92	0,9	3
BLC3L20025R	BLW3L20025R	20,0	20	38	-	-	104	1,0	3

Vc	P1	P2	P3	H1	H2	H3	K1	K2	M1	M2	S1	S2	N1	N2	G
	-	-	-	-	-	-	-	-	-	-	-	-	250	200	-





A_p [min]	A_p [max]	A_e [max]	f_z
$0,3 * D_c$	L_c	$0,5 * D_c$	$0,0110 * D_c$
$0,3 * D_c$	L_c	$1 * D_c$	$0,0075 * D_c$
-	-	-	-
-	-	-	-
-	-	-	-
-	-	-	-



DIN 6535 HA	DIN 6535 HB	Dc	Ds	Lc	Ln	Dn	Lt	r	z
BLC3X03035RVNT010	BLW3X03035RVNT010	3,0	6	7	12	2,7	50	0,10	3
BLC3X04035RVNT020	BLW3X04035RVNT020	4,0	6	9	16	3,6	54	0,20	3
BLC3X05035RVNT020	BLW3X05035RVNT020	5,0	6	11	20	4,5	58	0,20	3
BLC3X06035RVNT020	BLW3X06035RVNT020	6,0	6	14	24	5,4	62	0,20	3
BLC3X06035RVNT040	BLW3X06035RVNT040	6,0	6	14	24	5,4	62	0,40	3
BLC3X06035RVNT080	BLW3X06035RVNT080	6,0	6	14	24	5,4	62	0,80	3
BLC3X08035RVNT020	BLW3X08035RVNT020	8,0	8	18	32	7,2	70	0,20	3
BLC3X08035RVNT040	BLW3X08035RVNT040	8,0	8	18	32	7,2	70	0,40	3
BLC3X08035RVNT080	BLW3X08035RVNT080	8,0	8	18	32	7,2	70	0,80	3
BLC3X10035RVNT020	BLW3X10035RVNT020	10,0	10	22	40	9,0	82	0,20	3
BLC3X10035RVNT040	BLW3X10035RVNT040	10,0	10	22	40	9,0	82	0,40	3
BLC3X10035RVNT080	BLW3X10035RVNT080	10,0	10	22	40	9,0	82	0,80	3
BLC3X10035RVNT160	BLW3X10035RVNT160	10,0	10	22	40	9,0	82	1,60	3
BLC3X12035RVNT020	BLW3X12035RVNT020	12,0	12	27	48	11,0	95	0,20	3
BLC3X12035RVNT040	BLW3X12035RVNT040	12,0	12	27	48	11,0	95	0,40	3
BLC3X12035RVNT080	BLW3X12035RVNT080	12,0	12	27	48	11,0	95	0,80	3
BLC3X12035RVNT160	BLW3X12035RVNT160	12,0	12	27	48	11,0	95	1,60	3
BLC3X12035RVNT200	BLW3X12035RVNT200	12,0	12	27	48	11,0	95	2,00	3
BLC3X12035RVNT250	BLW3X12035RVNT250	12,0	12	27	48	11,0	95	2,50	3
BLC3X16035RVNT020	BLW3X16035RVNT020	16,0	16	36	64	15,0	115	0,20	3
BLC3X16035RVNT040	BLW3X16035RVNT040	16,0	16	36	64	15,0	115	0,40	3
BLC3X16035RVNT080	BLW3X16035RVNT080	16,0	16	36	64	15,0	115	0,80	3
BLC3X16035RVNT160	BLW3X16035RVNT160	16,0	16	36	64	15,0	115	1,60	3
BLC3X16035RVNT200	BLW3X16035RVNT200	16,0	16	36	64	15,0	115	2,00	3
BLC3X16035RVNT250	BLW3X16035RVNT250	16,0	16	36	64	15,0	115	2,50	3
BLC3X16035RVNT320	BLW3X16035RVNT320	16,0	16	36	64	15,0	115	3,20	3
BLC3X16035RVNT400	BLW3X16035RVNT400	16,0	16	36	64	15,0	115	4,00	3
BLC3X16035RVNT500	BLW3X16035RVNT500	16,0	16	36	64	15,0	115	5,00	3
BLC3X20035RVNT020	BLW3X20035RVNT020	20,0	20	44	80	19,0	132	0,20	3
BLC3X20035RVNT040	BLW3X20035RVNT040	20,0	20	44	80	19,0	132	0,40	3
BLC3X20035RVNT080	BLW3X20035RVNT080	20,0	20	44	80	19,0	132	0,80	3
BLC3X20035RVNT160	BLW3X20035RVNT160	20,0	20	44	80	19,0	132	1,60	3

	P1	P2	P3	H1	H2	H3	K1	K2	M1	M2	S1	S2	N1	N2	G
Vc	-	-	-	-	-	-	-	-	-	-	-	-	300	250	-





	Ap [min]	Ap [max]	Ae [max]	fz
	0,3 * Dc	Lc	0,5 * Dc	0,0125 * Dc
	0,3 * Dc	Lc	1 * Dc	0,0100 * Dc
	-	-	-	-
	-	-	-	-
	-	-	-	-
	-	-	-	-



DIN 6535 HA	DIN 6535 HB	Dc	Ds	Lc	Ln	Dn	Lt	r	z
BLC3X20035RVNT200	BLW3X20035RVNT200	20,0	20	44	80	19,0	132	2,00	3
BLC3X20035RVNT320	BLW3X20035RVNT320	20,0	20	44	80	19,0	132	3,20	3
BLC3X20035RVNT400	BLW3X20035RVNT400	20,0	20	44	80	19,0	132	4,00	3
BLC3X20035RVNT500	BLW3X20035RVNT500	20,0	20	44	80	19,0	132	5,00	3
BLC3X20035RVNT600	BLW3X20035RVNT600	20,0	20	44	80	19,0	132	6,00	3
BLC3X25035RVNT020	BLW3X25035RVNT020	25,0	25	55	100	24,0	160	0,20	3
BLC3X25035RVNT040	BLW3X25035RVNT040	25,0	25	55	100	24,0	160	0,40	3
BLC3X25035RVNT160	BLW3X25035RVNT160	25,0	25	55	100	24,0	160	1,60	3
BLC3X25035RVNT200	BLW3X25035RVNT200	25,0	25	55	100	24,0	160	2,00	3
BLC3X25035RVNT320	BLW3X25035RVNT320	25,0	25	55	100	24,0	160	3,20	3
BLC3X25035RVNT400	BLW3X25035RVNT400	25,0	25	55	100	24,0	160	4,00	3
BLC3X25035RVNT500	BLW3X25035RVNT500	25,0	25	55	100	24,0	160	5,00	3
BLC3X25035RVNT600	BLW3X25035RVNT600	25,0	25	55	100	24,0	160	6,00	3
BLC3X25035RVNT635	BLW3X25035RVNT635	25,0	25	55	100	24,0	160	6,35	3

	P1	P2	P3	H1	H2	H3	K1	K2	M1	M2	S1	S2	N1	N2	G
Vc	-	-	-	-	-	-	-	-	-	-	-	-	300	250	-





	Ap [min]	Ap [max]	Ae [max]	fz
	0,3 * Dc	Lc	0,5 * Dc	0,0125 * Dc
	0,3 * Dc	Lc	1 * Dc	0,0100 * Dc
	-	-	-	-
	-	-	-	-
	-	-	-	-
	-	-	-	-



DIN 6535 HA	DIN 6535 HB	Dc	Ds	Lc	Ln	Dn	Lt	r	z
BLC3X03035XRVNT010	BLW3X03035XRVNT010	3,0	6	5	15	2,7	54	0,10	3
BLC3X04035XRVNT020	BLW3X04035XRVNT020	4,0	6	7	20	3,6	57	0,20	3
BLC3X05035XRVNT020	BLW3X05035XRVNT020	5,0	6	9	25	4,5	62	0,20	3
BLC3X06035XRVNT020	BLW3X06035XRVNT020	6,0	6	10	30	5,4	70	0,20	3
BLC3X06035XRVNT040	BLW3X06035XRVNT040	6,0	6	10	30	5,4	70	0,40	3
BLC3X06035XRVNT080	BLW3X06035XRVNT080	6,0	6	10	30	5,4	70	0,80	3
BLC3X08035XRVNT020	BLW3X08035XRVNT020	8,0	8	14	40	7,2	80	0,20	3
BLC3X08035XRVNT040	BLW3X08035XRVNT040	8,0	8	14	40	7,2	80	0,40	3
BLC3X08035XRVNT080	BLW3X08035XRVNT080	8,0	8	14	40	7,2	80	0,80	3
BLC3X10035XRVNT020	BLW3X10035XRVNT020	10,0	10	17	50	9,0	90	0,20	3
BLC3X10035XRVNT040	BLW3X10035XRVNT040	10,0	10	17	50	9,0	90	0,40	3
BLC3X10035XRVNT080	BLW3X10035XRVNT080	10,0	10	17	50	9,0	90	0,80	3
BLC3X10035XRVNT160	BLW3X10035XRVNT160	10,0	10	17	50	9,0	90	1,60	3
BLC3X12035XRVNT020	BLW3X12035XRVNT020	12,0	12	20	60	11,0	110	0,20	3
BLC3X12035XRVNT040	BLW3X12035XRVNT040	12,0	12	20	60	11,0	110	0,40	3
BLC3X12035XRVNT080	BLW3X12035XRVNT080	12,0	12	20	60	11,0	110	0,80	3
BLC3X12035XRVNT160	BLW3X12035XRVNT160	12,0	12	20	60	11,0	110	1,60	3
BLC3X12035XRVNT200	BLW3X12035XRVNT200	12,0	12	20	60	11,0	110	2,00	3
BLC3X12035XRVNT250	BLW3X12035XRVNT250	12,0	12	20	60	11,0	110	2,50	3
BLC3X16035XRVNT020	BLW3X16035XRVNT020	16,0	16	27	80	15,0	130	0,20	3
BLC3X16035XRVNT040	BLW3X16035XRVNT040	16,0	16	27	80	15,0	130	0,40	3
BLC3X16035XRVNT080	BLW3X16035XRVNT080	16,0	16	27	80	15,0	130	0,80	3
BLC3X16035XRVNT160	BLW3X16035XRVNT160	16,0	16	27	80	15,0	130	1,60	3
BLC3X16035XRVNT200	BLW3X16035XRVNT200	16,0	16	27	80	15,0	130	2,00	3
BLC3X16035XRVNT250	BLW3X16035XRVNT250	16,0	16	27	80	15,0	130	2,50	3
BLC3X16035XRVNT320	BLW3X16035XRVNT320	16,0	16	27	80	15,0	130	3,20	3
BLC3X16035XRVNT400	BLW3X16035XRVNT400	16,0	16	27	80	15,0	130	4,00	3
BLC3X16035XRVNT500	BLW3X16035XRVNT500	16,0	16	27	80	15,0	130	5,00	3
BLC3X20035XRVNT020	BLW3X20035XRVNT020	20,0	20	33	100	19,0	150	0,20	3
BLC3X20035XRVNT040	BLW3X20035XRVNT040	20,0	20	33	100	19,0	150	0,40	3
BLC3X20035XRVNT080	BLW3X20035XRVNT080	20,0	20	33	100	19,0	150	0,80	3
BLC3X20035XRVNT160	BLW3X20035XRVNT160	20,0	20	33	100	19,0	150	1,60	3

Vc	P1	P2	P3	H1	H2	H3	K1	K2	M1	M2	S1	S2	N1	N2	G
	-	-	-	-	-	-	-	-	-	-	-	-	300	250	-





	Ap [min]	Ap [max]	Ae [max]	fz
	0,3 * Dc	Lc	0,5 * Dc	0,0125 * Dc
	0,3 * Dc	Lc	1 * Dc	0,0100 * Dc
	-	-	-	-
	-	-	-	-
	-	-	-	-
	-	-	-	-



DIN 6535 HA	DIN 6535 HB	Dc	Ds	Lc	Ln	Dn	Lt	r	z
BLC3X20035XRVNT200	BLW3X20035XRVNT200	20,0	20	33	100	19,0	150	2,00	3
BLC3X20035XRVNT320	BLW3X20035XRVNT320	20,0	20	33	100	19,0	150	3,20	3
BLC3X20035XRVNT400	BLW3X20035XRVNT400	20,0	20	33	100	19,0	150	4,00	3
BLC3X20035XRVNT500	BLW3X20035XRVNT500	20,0	20	33	100	19,0	150	5,00	3
BLC3X20035XRVNT600	BLW3X20035XRVNT600	20,0	20	33	100	19,0	150	6,00	3
BLC3X25035XRVNT020	BLW3X25035XRVNT020	25,0	25	42	125	24,0	185	0,20	3
BLC3X25035XRVNT040	BLW3X25035XRVNT040	25,0	25	42	125	24,0	185	0,40	3
BLC3X25035XRVNT160	BLW3X25035XRVNT160	25,0	25	42	125	24,0	185	1,60	3
BLC3X25035XRVNT200	BLW3X25035XRVNT200	25,0	25	42	125	24,0	185	2,00	3
BLC3X25035XRVNT320	BLW3X25035XRVNT320	25,0	25	42	125	24,0	185	3,20	3
BLC3X25035XRVNT400	BLW3X25035XRVNT400	25,0	25	42	125	24,0	185	4,00	3
BLC3X25035XRVNT500	BLW3X25035XRVNT500	25,0	25	42	125	24,0	185	5,00	3
BLC3X25035XRVNT600	BLW3X25035XRVNT600	25,0	25	42	125	24,0	185	6,00	3
BLC3X25035XRVNT635	BLW3X25035XRVNT635	25,0	25	42	125	24,0	185	6,35	3

	P1	P2	P3	H1	H2	H3	K1	K2	M1	M2	S1	S2	N1	N2	G
Vc	-	-	-	-	-	-	-	-	-	-	-	-	300	250	-



A_p [min]	A_p [max]	A_e [max]	f_z
$0,3 * D_c$	L_c	$0,5 * D_c$	$0,0125 * D_c$
$0,3 * D_c$	L_c	$1 * D_c$	$0,0100 * D_c$
-	-	-	-
-	-	-	-
-	-	-	-
-	-	-	-



DIN 6535 HA	DIN 6535 HB	Dc	Ds	Lc	Ln	Dn	Lt	c	z
PLAC3L06035RVN	PLAW3L06035RVN	6,0	6	13	19	5,7	57	0,30	3
PLAC3L08035RVN	PLAW3L08035RVN	8,0	8	19	25	7,6	63	0,40	3
PLAC3L10035RVN	PLAW3L10035RVN	10,0	10	23	32	9,5	72	0,50	3
PLAC3L12035RVN	PLAW3L12035RVN	12,0	12	28	36	11,5	83	0,60	3
PLAC3L14035RVN	PLAW3L14035RVN	14,0	14	28	36	13,5	83	0,70	3
PLAC3L16035RVN	PLAW3L16035RVN	16,0	16	34	42	15,5	92	0,80	3
PLAC3L18035RVN	PLAW3L18035RVN	18,0	18	34	42	17,5	92	0,90	3
PLAC3L20035RVN	PLAW3L20035RVN	20,0	20	42	52	19,5	104	1,00	3
PLAC3L25035RVN	PLAW3L25035RVN	25,0	25	52	62	24,0	120	1,25	3

Vc	P1	P2	P3	H1	H2	H3	K1	K2	M1	M2	S1	S2	N1	N2	G
	-	-	-	-	-	-	-	-	-	-	-	-	350	300	-



A_p [min]	A_p [max]	A_e [max]	f_z
$0,3 * D_c$	L_c	$0,5 * D_c$	$0,0140 * D_c$
$0,3 * D_c$	L_c	$1 * D_c$	$0,0115 * D_c$
-	-	-	-
-	-	-	-
-	-	-	-
-	-	-	-

Notes